





TGBT2

MANUAL SYSTEM
FOR BODY TEMPERATURE
CONTROL

VERSION:

TGBT2H – HIGH RESOLUTION

TGBT2S – STANDARD RESOLUTION



#ORGOGLIOBRESCIANO

ELETTRO 2000 S.R.L.

VIA MASCAGNI, 14 25080 NUVOLERA (BS) ITALY

TEL: +39 030 6915119 – FAX: +39 030 6916413

WWW.GRUPPOPEDERCINI.COM – INFO@GRUPPOPEDERCINI.COM

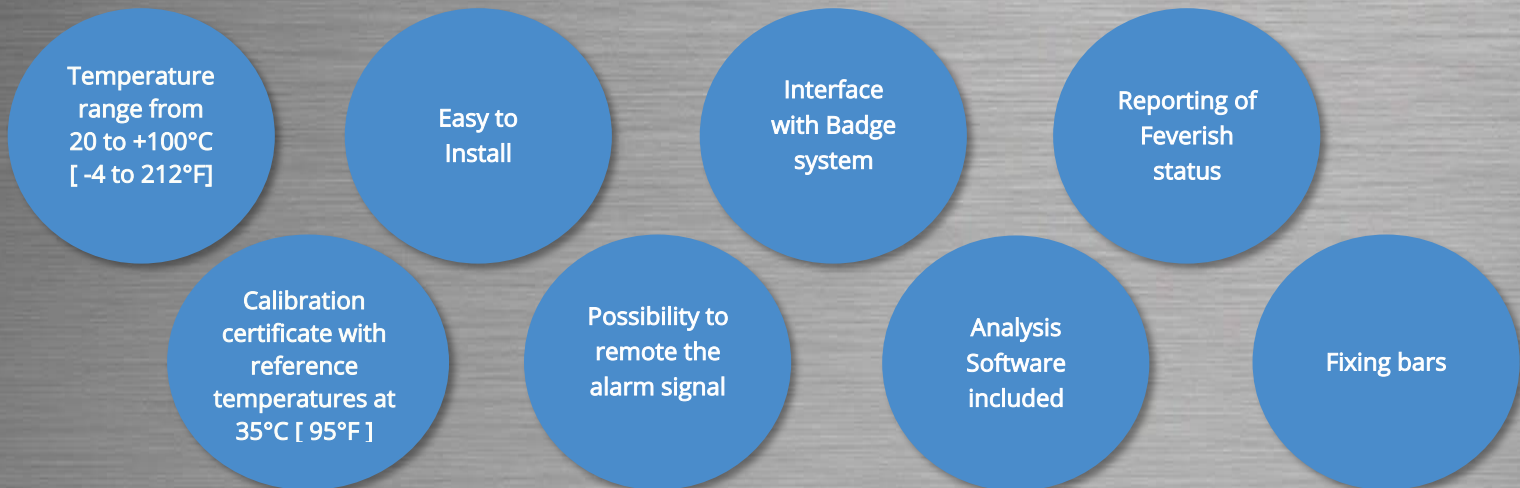
BODY TEMPERATURE CONTROL

BASIC CONCEPTS:

There are 2 possibilities of using the thermal imaging camera: qualitative screening of several people and individual measurement. In screening multiple people. The thermal imager continuously scans people passing by (in the same environmental conditions). The operator checks whether an individual has a temperature above mass. It is clear that the accuracy in this case does not matter, however a standard resolution of 382 x 288 pixels and a good NETD are needed to ensure that the individual at the bottom left of the screen is measured with the same thermal resolution as the one at the top to the right. The individual measurement is the one generally performed and requires more precautions:

The accuracy of the thermal imaging cameras is +/- 0.3 ° C but it is important that the thermal imaging camera is radiometric and the pixels are related to each other at 40 mK or 80 mK. In the measurement application, our guidelines are as follows:

- Measurement with standard optics focusing at a distance from 1 m to 2 m
- The measurement must take place indoors or there must be no sudden changes in the ambient temperature (wind blows, water, etc.)
- The measurement must be made on the tear duct (preferable) as below (removing eyeglasses / sunglasses) or on the ear canal creating an area that calculates the maximum value and / or the creation of a 3x3 pixel hot spot.



MODEL	TGBF1S	TGBF1H
TYPE	MOBILE	
TYPE OF READ	THERMO IMAGING	
UTILIZE	ALL	
RESOLUTION	STANDARD	HIGH
PIXEL	380x288	380x288
THERMIC SENSIBILITY**	70mK	40Mk
CONTROL INPUT	NO	
CONTROL OUTPUT	NO	
LIGHT	YES	
RANGE OF TEMP.	-20...50°C / - 4...122°F	
PC	YES	
N° OF MONITOR	1	
DIMENS. MONITOR	27"	
VOLTAGE	110 – 240 VAC 50-60Hz	
UPS 10'	OPTIONAL	
WEB ASSISTANCE	OPTIONAL	
PHOTO*	YES	
RECORD*	YES	
CE	YES	
MANUAL	YES	
*TO BE ATTENTION AT PRIVACY		
** LOWER IS, HIGHER IN THE SENSIBILITY		

Like other infectious diseases, Coronavirus is extremely dangerous and spreads rapidly through sick people or contaminated objects. Among the causes of the rapid spread of these new diseases, the development of air links in recent years is certainly one of the main ones.

Measuring body temperature is the easiest way to determine if a person has a virus. But how is it possible to quickly

analyze the temperature of the many individuals who access buildings, airports, and public places every day?

Viral epidemics, such as the swine flu that occurred in 2009/2010 and the Ebola virus in 2014, have led to the

study of new screening technologies, which allow to quickly identify travellers with an abnormal body temperature.

The Gruppo Pedercini has developed a thermal scanner, also known as a thermal scanner, based on infrared

cameras. System installation, which includes radiometric thermal imaging camera and software package, is very simple and quick.